

# UK homelessness statistics: How we are improving clarity of definitions and comparisons

*Ian Boreham, Office for National Statistics*





# Introduction



- Introduction to our teams
- Homelessness harmonisation and the interactive tool
- Improving user understanding of statistical comparability
- Cross-UK homelessness analysis



# GSS Strategy Delivery Team



- The GSS Strategy Delivery Team
- Housing, Planning and Homelessness statistics
- Cross-UK Collaboration & Working Groups
- Connected Open Government Statistics (COGS)



# GSS Harmonisation



- GSS Harmonisation Team is part of the GSS Best Practice and Impact Division
- Work on a number of different topics, for example Health, Gender Identity, Housing
- GSS website contains agreed survey questions ('harmonised principles') and user guidance
- Run the Harmonisation Champions Network
- Workplan approved by Heads of Profession

In the top-left corner, there are three interlocking grey gears of different sizes, with a portion of a fourth gear visible at the very top edge.

# Understanding the comparability of UK homelessness statistics





# Why harmonise?



## *Improve comparability and coherence of statistics*

Our strategy has three main goals:

1. Increase consistency in definitions and classifications used in data collection across government
2. Improve communication on coherence in statistical publications
3. Enhance the value of data through the integration and combination of distinct data sources

- OSR's systemic review highlighted that there was 'limited advice' about the comparability of homelessness statistics and that existing advice was 'confusing and incoherent'
- As part of cross-GSS Housing Work Programme, conducted research to develop an understanding of UK definitions of homelessness and potential for creating a harmonised definition

# Stakeholder engagement



Some of the organisations that contributed to the report:



Department  
for Work &  
Pensions



Department  
of Health &  
Social Care



Department  
for Education



Home Office



Ministry  
of Justice



Cabinet Office



Ministry of Housing,  
Communities &  
Local Government



Scottish Government  
Riaghaltas na h-Alba  
gov.scot



Llywodraeth Cymru  
Welsh Government



Department for  
**Communities**



**Centre for  
Homelessness Impact**

*Better evidence for a world without homelessness*





Across the four UK countries, there are differences in:

- the legal definitions used e.g. priority need
- the data collection systems used e.g. applicants vs outcomes



## Report recommendations



- Develop more comprehensive guidance within statistical publications
- Create a homelessness ‘conceptual framework’
- Long-term, consider how to overcome barriers to harmonisation and explore other ways to improve UK comparability



# Approach to interactive tool development



- User-focussed
- A cross-GSS effort
- Agile
- Published in order to gain wider feedback
  - not a finished product





# User testing



- Statistical presentation experts
- Statisticians
- Design experts
- Academics
- Charities
- Non-expert users

## Interactive tool demonstration

<https://gss.civilservice.gov.uk/policy-store/homelessness/>



# Challenges



- Complexity
- Resource
- Maintenance
- Approach



# Comparing official homelessness statistics across the UK



# UK Homelessness: 2005 to 2018



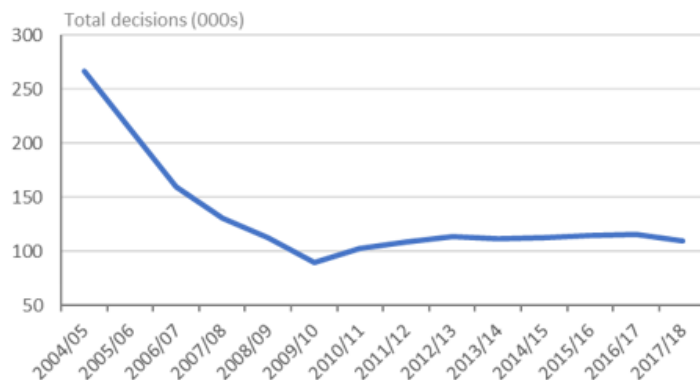
- Why?
- UK figure for homelessness
- Cross UK comparisons



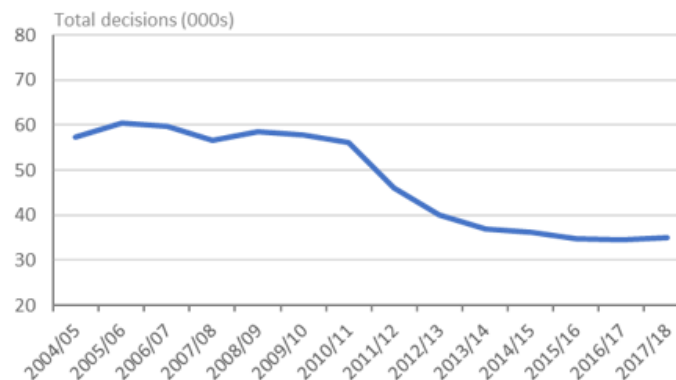


# Cross UK Comparisons

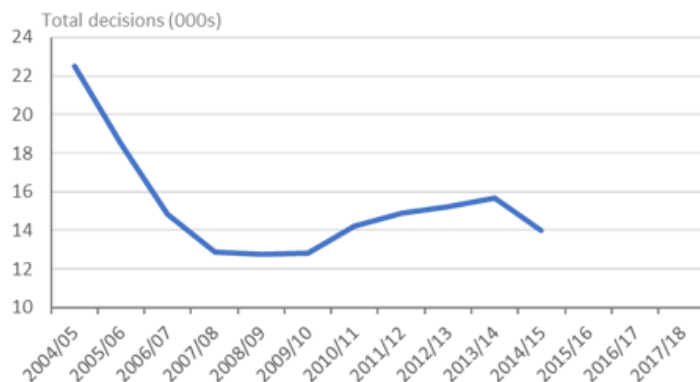
Total decisions on applications:  
England 2004/05 – 2017/18



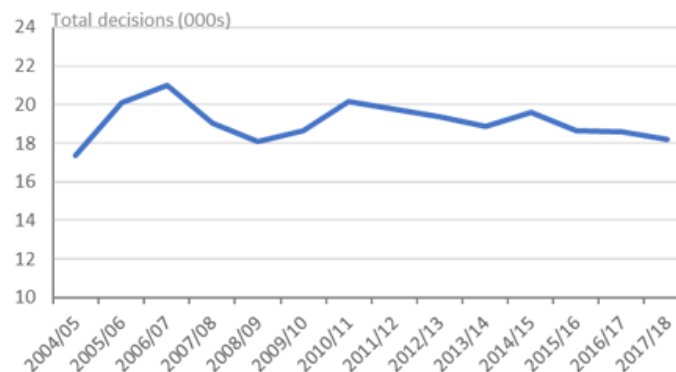
Total decisions on applications:  
Scotland 2004/05 – 2017/18



Total decisions on applications:  
Wales 2004/05 – 2014/15



Total presentations for homelessness:  
Northern Ireland 2004/05 – 2017/18





# Cross UK Comparisons



- Collaboration across government
- Agreed a common language
- Found similarities and differences



# Coverage and feedback

This is a great permanent resource.

## Homelessness rockets among the over 60s as the number of older people seeking help rises by almost 40% in five years, alarming new figures show

- There's been a rise in older people in the UK asking for help with homelessness
- At the same time, number of people aged 16-24 asking for assistance has fallen
- According to the figures, 2,500 people over 60 have asked for help in England

## Major rise in homeless older people as thousands of over-60s seek help

ONS figures show a 39% increase in over-60s seeking help, up from 1,800 in 2012-13 to 2,500 five years later



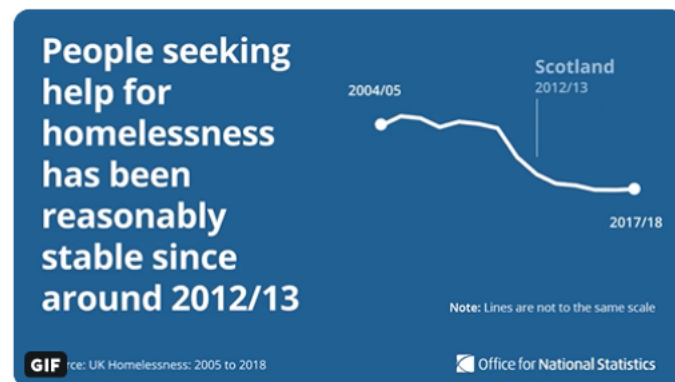
Office for National Stati...  
@ONS

Follow

For the first time, we're able to begin building a UK-wide picture of homelessness.

Trends in individual country data provide insight into the number of homeless households over time

[ons.gov.uk/peoplepopulati...](https://ons.gov.uk/peoplepopulati...)



1:30 am - 17 Sep 2019

12 Retweets 17 Likes



4      12      17

The ONS said the data should be treated with caution due to variations in recording practices across the UK.



# Improving homelessness statistics



- Continue to work across GSS
- Set out initiatives to improve statistics
- Improve statistical guidance
- Other topics



- Harmonisation Report & Interactive tool:
  - <https://gss.civilservice.gov.uk/policy-store/homelessness/>
- UK Homelessness: 2015 to 2018
  - <https://www.ons.gov.uk/peoplepopulationandcommunity/housing/articles/ukhomelessness/2005to2018>
- Improvements to Homelessness Statistics
  - <https://www.ons.gov.uk/releases/improvinghomelessnessandroughsleepingstatisticsacrosstheuk>
- Contacts
  - [GSSHelp@statistics.gov.uk](mailto:GSSHelp@statistics.gov.uk)
  - [GSS.Housing@ons.gov.uk](mailto:GSS.Housing@ons.gov.uk)